



HRP Conjugated Anti-DDDDK Tag Mouse Monoclonal Antibody (1B10)

Cat #: ABT2015

Size: 50µl/200µl/200µl×5

Product Information

	Product Name: HRP Conjugated Anti-DDDDK Tag Mouse Monoclonal Antibody (1B10)		
	Applications: WB		Isotype: Mouse IgG
	Reactivity: Mammals, Bacteria		
REF	Catalog Number: ABT2015	LOT	Lot Number: Refer to product label
	Formulation: Liquid		Concentration: 1 mg/ml
	Storage: Store at -20°C. Avoid repeated freeze / thaw cycles.		Note: Null

Background: The DYKDDDDK peptide (Flag-tag) is a polypeptide protein tag that can be added to a protein using recombinant DNA technology. It can be used for affinity chromatography, and then used to separate recombinant, over expressed protein from wild-type protein expressed by the host organism. It can also be used in the isolation of protein complexes with multiple subunits.

Application Notes: Optimal working dilutions should be determined experimentally by the investigator. Suggested starting dilutions are as follows: WB (1:5000-1:10000).

Storage Buffer: Liquid in PBS, pH 7.4 and 50% Glycerol.

Storage Instructions: Stable for one year at -20°C from date of shipment. For maximum recovery of product, centrifuge the original vial after thawing and prior to removing the cap. Aliquot to avoid repeated freezing and thawing.

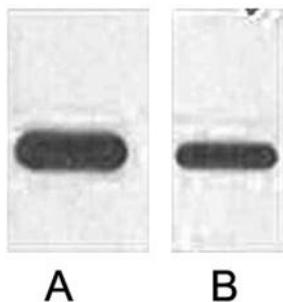


Fig. Western blot analysis of 1µg Flag fusion protein with HRP Conjugated Anti-Flag Tag Mouse Monoclonal Antibody (1B10) in 1:2000 (lane A) and 1:5000 (lane B) dilutions.

Note: The product listed herein is for research use only and is not intended for use in human or clinical diagnosis. Suggested applications of our products are not recommendations to use our products in violation of any patent or as a license. We cannot be responsible for patent infringements or other violations that may occur with the use of this product.